

MTFstand


Stainless Steel Dispenser Stand for Hand Sanitizer

FEATURES

- 100% Stainless Steel
- Durable & Easily Clean
- Easy Installation (Only 3 Steps)

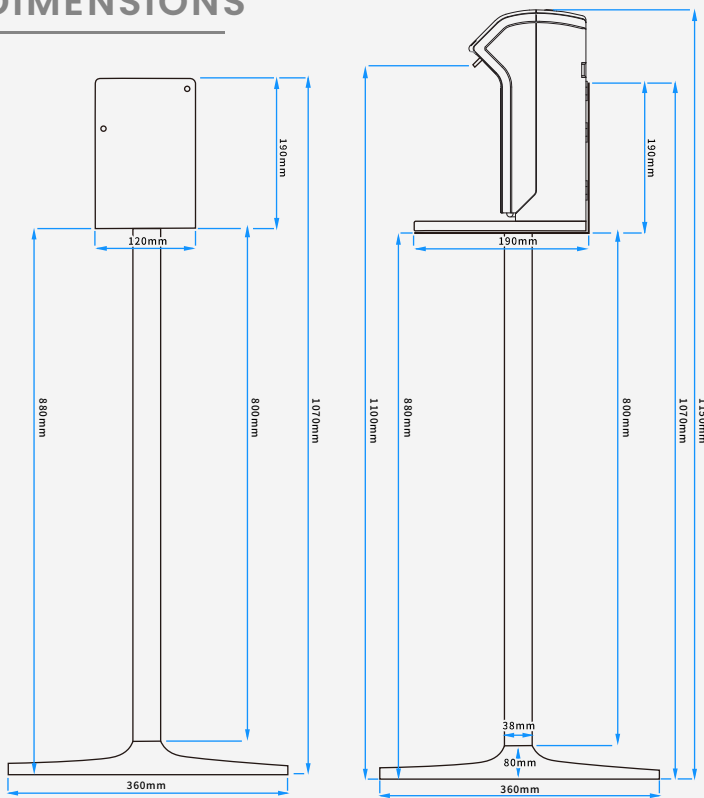
SPECIFICATIONS

Model No.	MTFstand	
Materials	L Support Plate Pipe Base	Stainless Steel Stainless Steel Stainless Steel, Rubber
Dimensions	(See Page 2)	
Weight	L Support Plate Pipe Base Hardware Bag	710g 755g 4,750g 6g
Origin	Made in Taiwan	
Caution	Every screw needs to be tightened to avoid shake and loose.	

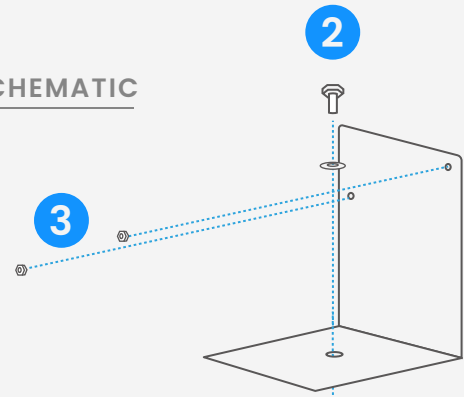


*Dispenser Sold Separately

DIMENSIONS

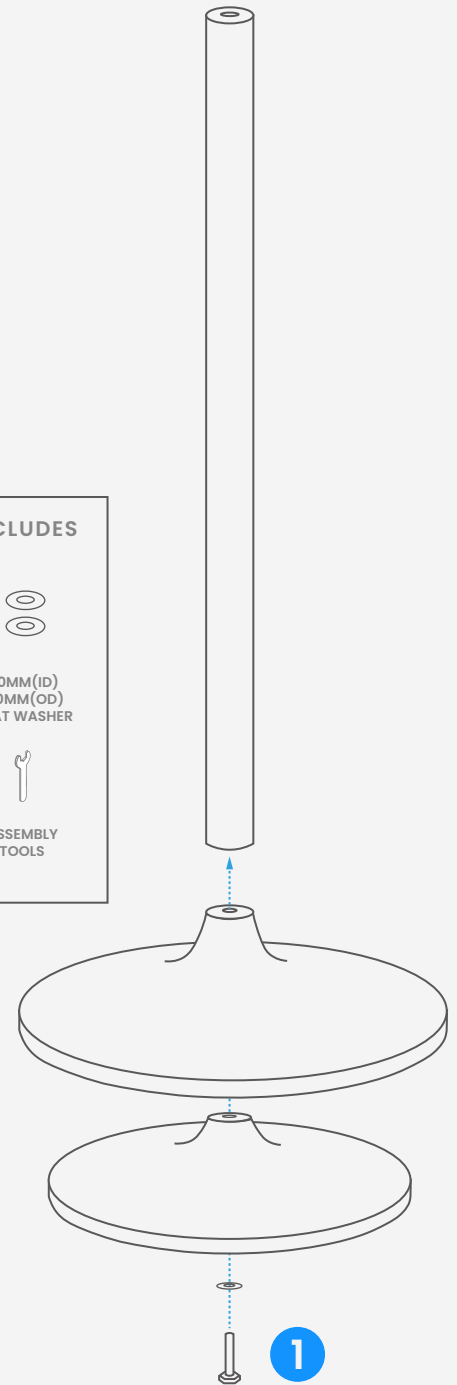
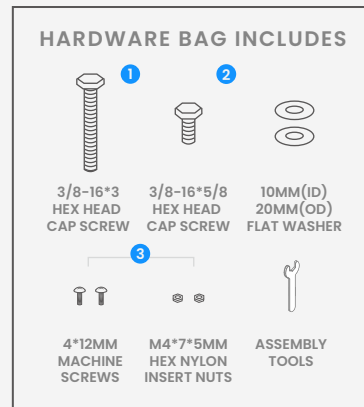


SCHEMATIC



ASSEMBLY INSTRUCTIONS

- Put the rubber base and stainless steel cover together. Take a flat washer, installing it to the 3/8-16*3 hex head cap screw, tilting the base to insert the screw to the bottom of the base. Insert the pole (the depth side) to the top of the base, then turn it to attach the base.
- Position the stand to the floor, putting the L Support Plate to the top of the stand, screwing the 3/8-16*5/8 hex head cap screw with a flat washer to the corresponding hole. Stand on the base and turn the top to tighten the stand.
- Open the dispenser. Align the two screws on the L Support Plate to the holes on the backplate, screwing the M4*7*5mm hex nylon insert nuts to the screws. Finally, install the bottle filled with chemicals and batteries, locking the machine to finish the installation.



BSI Co., Ltd.

+886 6 5856617

+886 6 5850103

john@truflo.com.tw

3F, No.83, Shuren Rd., Shanhua Dist.,

Tainan City 741, Taiwan

truflo.com.tw

TEL

FAX

EMAIL

ADD

WEB